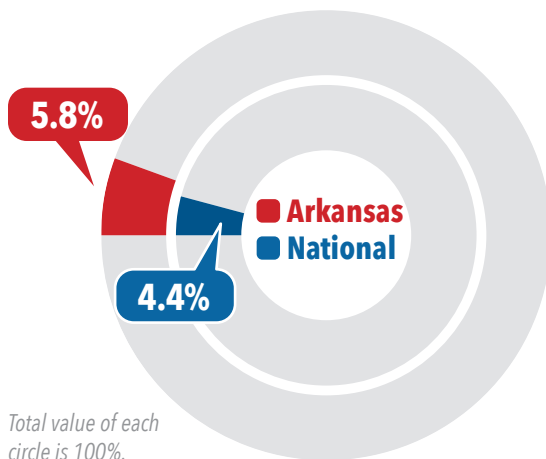


Heart Disease (Adult), Arkansas vs. National

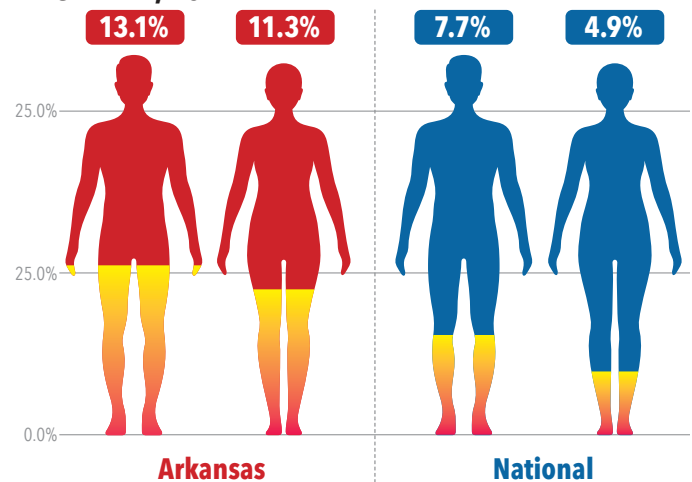


All data is the rate per 100,000 people, age-adjusted, for 2014–2018, except where noted.

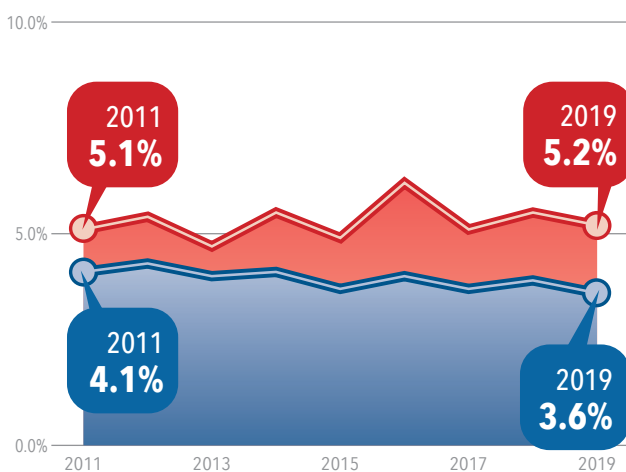
ADULTS EVER DIAGNOSED WITH HEART DISEASE



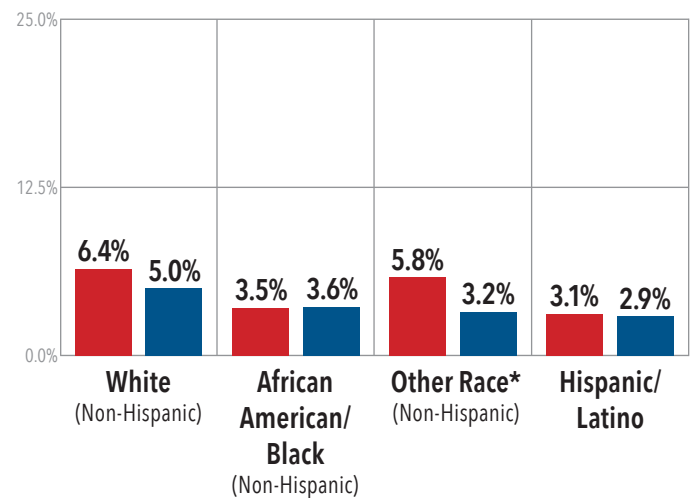
ADULTS EVER DIAGNOSED WITH HEART DISEASE, BY GENDER, 2019



ADULTS EVER DIAGNOSED WITH HEART DISEASE, BY YEAR, 2011-2019



ADULTS EVER DIAGNOSED WITH HEART DISEASE, BY RACE/ETHNICITY



American Heart Association®

*Other Race includes American Indian or Alaska Native, and Asian or Pacific Islander.

SOURCES: Elizabeth Hernandez, Community Impact Director—Northwest Arkansas and Little Rock, American Heart Organization Centers for Disease Control and Prevention, National Vital Statistics System. Accessed via CDC WONDER. 2014–18. Source geography: County • CDC, Behavioral Risk Factor Surveillance System (BRFSS). Additional data analysis by CARES, 2011–12.

